




*Let's read and recite*

# Wake up!





0424CH01

Wake up! Wake up!  
It's a lovely day.  
Oh! Please get up  
And come and play.  
The birds are singing in the trees,  
And you can hear the buzzing bees.







Wake up! Wake up!  
It's a lovely day.  
Oh! Please get up  
And come and play.  
It's much too late to lie in bed,  
So hurry up, you sleepy head.

Wash and dress  
And come on out –  
Everyone is up and about.  
The cow, the horses, the ducks  
And the sheep,  
The tiniest chicken  
Cheep-cheep-cheep  
Wake up!

– C. Fletcher



### New words


lovely, buzzing, sleepy head, tiniest





## Reading is fun

1. What do you think birds say to each other in the morning?
2. Who are already awake?
3. Which creatures wake up in the morning before the child does?



## Let's listen



1. Listen to the songs of birds. Say the words **boy** and **bee**. Listen to the **b** sound in – **big, bubbles, bin, bag, blue, blow** and **black**.
2. Listen to the baby chicks – **cheep cheep cheep**.



## Let's listen and talk

1. Go for a morning walk. Listen to the sounds you hear like the rustling of leaves, the wind blowing, the chirping of birds, the sounds of footsteps.
2. Imagine that a cow, a horse, a duck and a chicken are meeting for a morning meal. What would they say to one another? Talk about it.



## Say aloud

*Betty bought a bit of butter,  
But the bit of butter that Betty bought was bitter.  
So Betty bought some better butter,  
To make the bitter butter better.*







## Let's write

1. Connect the pairs of sentences below using **and** or **but**.

- (a) It is time to get up for school.  
(b) I want to sleep for some more time.

---

- (a) Sheila got some chocolates for her birthday.  
(b) She got some new clothes too.


---

- (a) Everyone has gone to sleep.  
(b) I want to read my book.

---

- (a) Raju plays cricket.  
(b) He also plays hockey.

---



2. Fill in the blanks according to the example given below –

tiny	tinier	tiniest	_____	later	_____
big	_____	biggest	round	_____	_____
sleepy	sleepier	_____	small	_____	_____
_____	lovelier	loveliest	good	_____	best






# Neha's Alarm Clock

**Narrator :** Ring! Ring! Ring! Off goes the alarm clock at six in the morning. Neha makes a face and covering her ears with a pillow, snuggles under the warm blanket. But she knows she has to get up. She mutters to herself.

**Neha :** This alarm clock always rings at six and pulls me out of the bed! It's so unfair...Oh, how I would love to sleep a little longer in the morning! I wish this clock would forget its job sometimes.

**Narrator :** Something falls. Neha smiles.



**Neha :** Oh!  
My clock has fallen. How happy I am! Tomorrow I can get up late.

**Narrator :**  
Next morning there is no alarm. So Neha sleeps and sleeps. The small chirpy birds







which come to the window sill every morning find Neha still sleeping.

**Birds :** Wake up dear! Wake up fast!

**Narrator :** Neha gets up with a start.

**Neha :** Oh, no! If it's not the alarm clock, it's these birds... why don't they leave me alone?

**Narrator :** Even this wish of Neha's comes true. The next morning there is not only no alarm clock, there are no birds either. But there is someone else who does not want her to miss the school bus. Can you guess who it is? The big bright Sun! He fills Neha's room with a warm smile.





**Neha :** Oh, my eyes! Now it's the Sun waking me up! Why can't he let me be?

**Narrator :** Even this wish of Neha's comes true.

Next morning the Sun is behind the clouds. So, Neha snores till she hears her mother's voice...

**Mother :** Wake up, sleepy head. You will miss the bus.

**Neha :** Oh no! Why does mother have to wake me up?

**Narrator :** There is no escape now. Neha gets up and gets ready. Can you imagine what happens the next day? Neha wakes up with a start. Her watch says it is six o'clock. She calls out to her mother.

**Neha :** Ma, who woke me up today?





**Narrator :** Mother smiles.

**Mother :** Who else? You, of course!

**Neha :** But, I was sleeping,  
how could I ...?

**Mother :** Now, tell  
me, why do you  
eat your lunch  
every day at  
one in the  
afternoon?

**Neha :** I feel  
hungry.

**Mother :** Why  
do you sleep at  
nine every night?

**Neha :** Because I feel sleepy.

**Mother :** There is a clock inside you which tells you  
when to eat, when to sleep and when to wake up.

**Neha :** Oh! Ooh! I better rush now. I don't want to  
miss the bus.

**Mother :** RELAX! Today is Sunday!

**Neha :** Oh! Oh! Oh!



– Adapted from *Neha's Alarm Clock*  
by Girija Rani Asthana

### New words

snuggles, mutters, window sill, relax





## Reading is fun

Tick (✓) the correct answer –

1. What time did Neha's clock ring every morning?
  - (a) 4 o'clock ☐
  - (b) 9 o'clock ☐
  - (c) 6 o'clock ☐
2. What did the birds say?
  - (a) Sleep on ☐
  - (b) Wake up ☐
  - (c) Go and play ☐
3. What is inside you that makes you get up at the same time everyday?
  - (a) Our body clock ☐
  - (b) Our eyes ☐
  - (c) Our feet ☐
4. Put the letters in the right order. One has been done for you.

ilesm      smile

norming      \_\_\_\_\_

mrالا      \_\_\_\_\_

edorns      \_\_\_\_\_

ocklc      \_\_\_\_\_

wodwin      \_\_\_\_\_












## Let's listen and talk

1. Listen to the sounds around you when you are on your way to school. Discuss with your friend the sounds that you heard. List them here –

Sounds you heard	Sounds your friend heard
 _____	_____
 _____	_____
 _____	_____
 _____	_____
 _____	_____

2. If there is no clock in the house to wake you in the morning, how will you wake up?

Will you continue to sleep or ...

3. What are the different ways of knowing the time during the day?







## Word building

### Find the hidden words

mother, birds, clock, alarm, happy, morning, holiday, hungry, sunday



h	c	d	a	q	r	b	i	r	d	s	e
u	b	f	l	m	a	h	o	s	b	m	n
n	i	e	o	b	t	f	c	a	c	f	o
g	t	m	p	a	b	c	l	i	e	d	p
r	s	u	v	z	a	m	o	t	h	e	r
y	a	w	y	x	k	s	c	b	n	o	k
p	l	o	h	m	t	u	k	c	e	v	r
r	k	p	o	e	i	a	b	o	f	u	s
s	u	a	l	a	r	m	d	o	m	k	f
t	u	o	i	m	k	i	m	n	w	i	g
s	u	n	d	a	y	t	x	z	a	s	c
k	p	i	a	o	l	h	a	p	p	y	o
m	o	n	y	t	m	o	r	n	i	n	g



Say aloud



ought  
bought  
caught

matter  
chatter  
shatter

tick – tock  
tell – told  
train – time

tick – tack  
tip – tin  
take – tall





## Let's write

1. Who said these words and to whom?

“Wake up, dear! Wake up fast!”

“Ma, who woke me up today?”

“Why do you sleep at  
nine every night?”

Who said

To whom

\_\_\_\_\_

\_\_\_\_\_

\_\_\_\_\_

\_\_\_\_\_

\_\_\_\_\_

\_\_\_\_\_

2. Use the help box to fill in the blanks –

(a) Ram \_\_\_\_\_ a good football player.

(b) The cows \_\_\_\_\_ grazing in the field.

(c) My toys \_\_\_\_\_ broken.

(d) Her frock \_\_\_\_\_ too long.



(e) The market \_\_\_\_\_ closed.

(f) The children \_\_\_\_\_ happy.

(g) The flowers \_\_\_\_\_ kept in a vase.

HELP BOX

was  
were







3. Look at the pictures below and complete the following paragraph. You will need these words –

pulled out    inside    called out    behind    under

Yesterday, I lost a book. I looked for it everywhere.

I looked \_\_\_\_\_ a door.



I looked \_\_\_\_\_ a cupboard.



I looked \_\_\_\_\_ a bed.



I could not find it anywhere. Then, I \_\_\_\_\_,

Sheroo.



Sheroo, my dog came running to

me. I asked him to look for my book. He \_\_\_\_\_

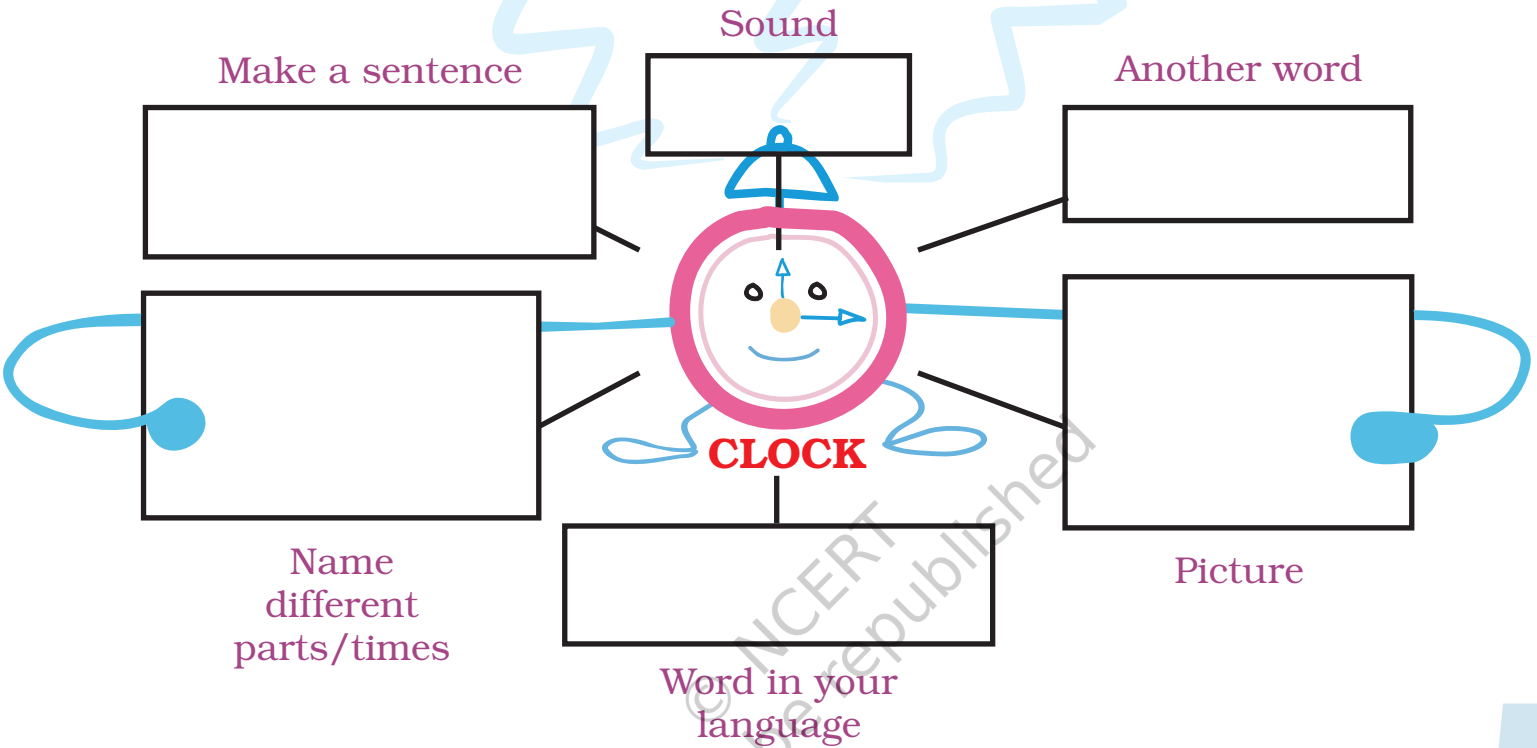
another book from my bag.






## Fun time

Here is a word, **clock**. Write down words relating to clock.



Here is a word, **morning**. Now write down words related to it.



## THEMES

The importance of time  
Appreciating nature



## Teacher's page

## Unit 1

Poem : Wake up!

Story : Neha's Alarm Clock

This Unit focuses on appreciation of the beauty in nature, the magic of words and to give children experiences in expressing their feelings. This Unit is also a listening Unit – it gives children something to listen to as you read the poem to them. Ask children why they like the poem and read the poem again for interesting and beautiful sounds. Begin this Unit by pointing to the pictures and ask children what beautiful colours they see. Provide a print rich environment.

### Warm up

It is important to do warm up exercises related to the theme, like, let children stretch their arms, exercise and jog as if to wake up wide. Relate this to the natural beauty of the morning.

### Reading time

Read the chapter to the students at a stretch, giving the meanings of the new and difficult words so that they can understand the text. Use appropriate words, expressions, phrases in different situations. This can help you to assess the child's ability to **listen with attention for a reasonable length of time**, share the main idea of the text and accelerate recall skills.

Give the children a chance to read individually.

### Sharing time

Involve the class in a group reading session. Let children add meaning with voice modulation and body gestures.

Dramatise the play for the morning assembly. Let each child express what they feel when they have to get up in the morning.

### Team time

- Play memory games. You can write down ten new words from the lesson on the blackboard. Let the children look at the words for two minutes. Ask the children to close their eyes. You can then erase one word. The children will then open their eyes and identify the word that has been erased.
- Since breakfast is important for good health, each child could be asked what he had for breakfast. Then ask them to give the importance of milk, *lassi*, butter. Let them add what they eat / will like to eat.
- Discuss the importance of time and punctuality with the class. While discussing other ways of finding time, the sun dial, shadows and position of sun can be introduced.

### Environment

Create a Junior Green Brigade as a group of keen environmentalists who assist in keeping the school green and clean; they can be actively involved in successful projects against crackers and banning the use of polybags in the school and community. The school can encourage cloth bags which are an attractive and environment-friendly alternative to plastic.

