

## 5

## MOHAN, THE POTTER




0221CH05




This is Mohan. He lives in Kuppam village. He is a potter. He uses clay to make pots, jugs, oil lamps and clay cups. He uses a potter's wheel to shape the clay and make the pots.

We store drinking water in a pot. It keeps the water cool in summer. We use clay cups to drink tea and *lassi*. We use oil lamps for light and for worship.



Mohan has a bullock cart. He carries the things he makes to the city. He sells them and gets money. People like his pots and jugs very much.



- What does Mohan do?
  - What are the things that Mohan makes?
  - How does Mohan go to the city?
  - What does he do with the things he makes?
- Underline all the words in the lesson which have double letters. For example, Kuppam.

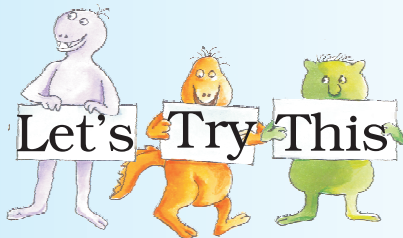
#### To the Teacher

- Help the children read the text, sentence by sentence.
- Help them answer the questions orally.
- Help them underline double letter words.



3. Say whether the following statements are right (R) or wrong (W)?

- (i) Mohan lives in a city. ( )
- (ii) Mohan makes pots, lamps, jugs and clay cups. ( )
- (iii) Mohan has two bullock carts. ( )
- (iv) Clay pots keep the water cool. ( )
- (v) Mohan sells the things he makes. ( )

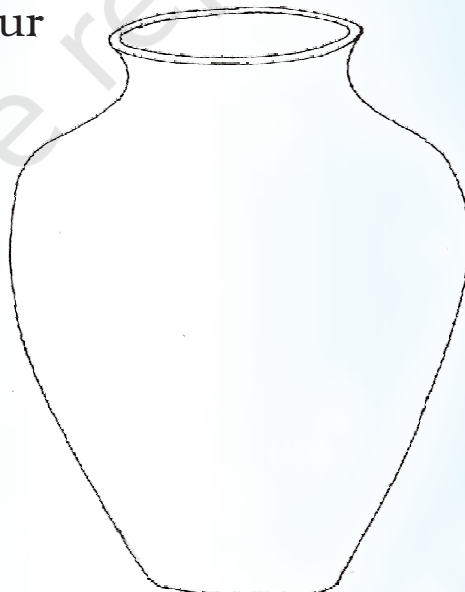


1. Listen and repeat.

- (i) bet      bat
- (ii) set      sat
- (iii) men      man
- (iv) leg      lag
- (v) met      mat



2. Here is a pot. Make your own design on it and colour it.



**To the Teacher**

- Help the children repeat the pairs of words with the same sound after you.



3. Fill in the blanks.



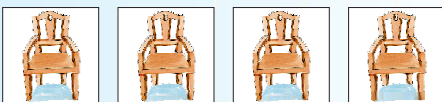
This is a \_\_\_\_\_.




These are wheels.



This is a chair.



These are \_\_\_\_\_.



\_\_\_\_\_ is a table.



\_\_\_\_\_ are tables.



This \_\_\_\_\_ pot.



These \_\_\_\_\_.



This is a pen.



\_\_\_\_\_.

**To the Teacher**

- Make the children understand the verb forms for singular and plural, and plural 's'.

